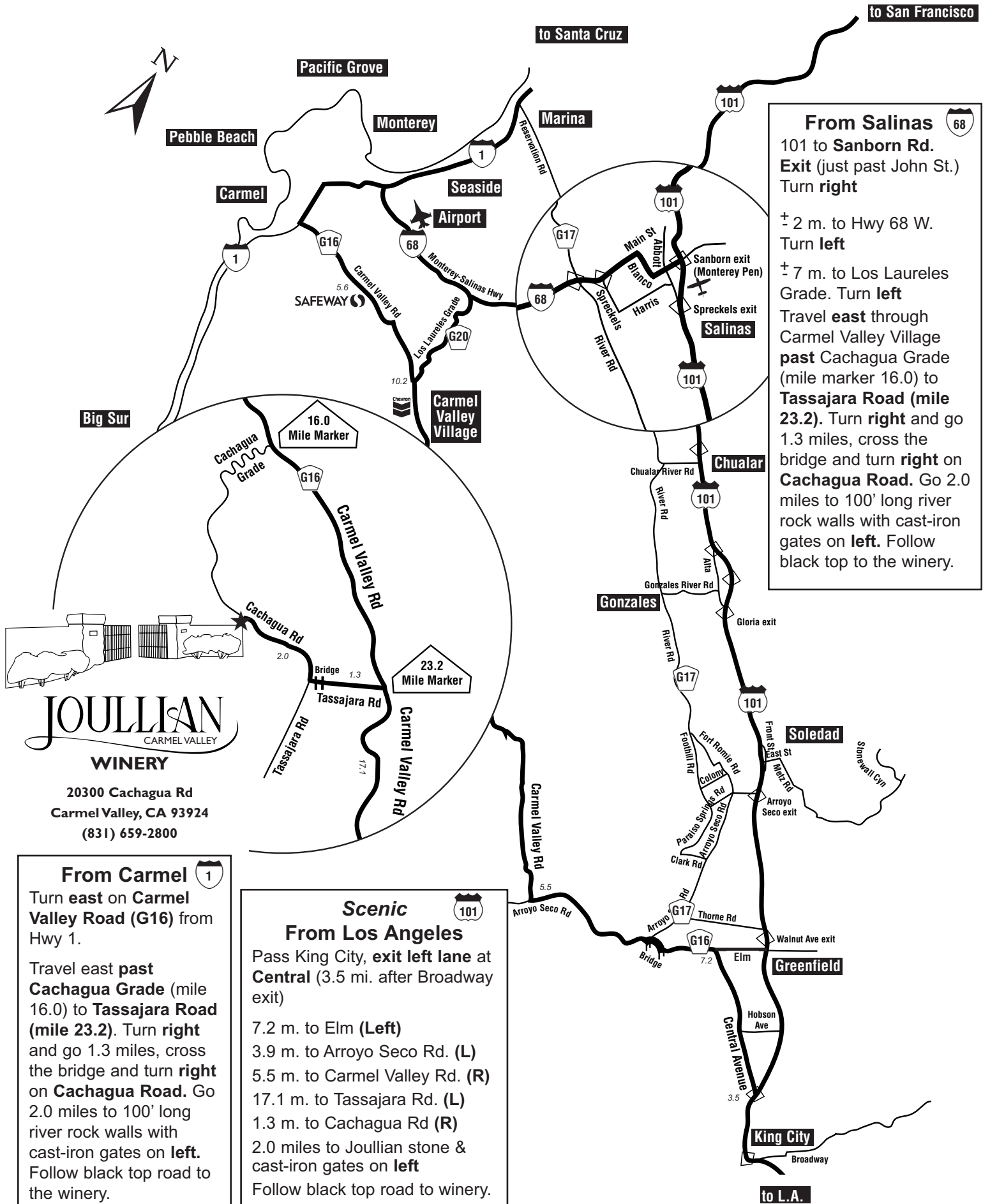




# Directions to the Joullian Winery




**From Salinas** 

101 to **Sanborn Rd.**  
**Exit** (just past John St.)  
 Turn **right**  
 ± 2 m. to Hwy 68 W.  
 Turn **left**  
 ± 7 m. to Los Laureles Grade. Turn **left**  
 Travel **east** through Carmel Valley Village **past** Cachagua Grade (mile marker 16.0) to **Tassajara Road** (mile **23.2**). Turn **right** and go 1.3 miles, cross the bridge and turn **right** on **Cachagua Road**. Go 2.0 miles to 100' long river rock walls with cast-iron gates on **left**. Follow black top to the winery.

**From Carmel** 

Turn **east** on **Carmel Valley Road (G16)** from Hwy 1.  
 Travel east **past** **Cachagua Grade** (mile 16.0) to **Tassajara Road** (mile **23.2**). Turn **right** and go 1.3 miles, cross the bridge and turn **right** on **Cachagua Road**. Go 2.0 miles to 100' long river rock walls with cast-iron gates on **left**. Follow black top road to the winery.

**Scenic** 

**From Los Angeles**  
 Pass King City, **exit left lane** at **Central** (3.5 mi. after Broadway exit)  
 7.2 m. to Elm (**Left**)  
 3.9 m. to Arroyo Seco Rd. (**L**)  
 5.5 m. to Carmel Valley Rd. (**R**)  
 17.1 m. to Tassajara Rd. (**L**)  
 1.3 m. to Cachagua Rd (**R**)  
 2.0 miles to Joullian stone & cast-iron gates on **left**  
 Follow black top road to winery.

**JOULLIAN**  
 CARMEL VALLEY  
**WINERY**  
 20300 Cachagua Rd  
 Carmel Valley, CA 93924  
 (831) 659-2800